



District Report Card: 2017


State: Bihar	District: Bhojpur
Class: 8	Subject: Language
Schools: 51	Students: 1107


Participation/Coverage


Students

<div>GENDER</div> <div></div>	Boys				Girls			
	Number		%		Number		%	
	483		43.63		624		56.37	

<div>AREA</div> <div></div>	Rural				Urban			
	Number		%		Number		%	
	994		89.79		113		10.21	

<div>CATEGORY</div> <div></div>	SC		ST		OBC		GEN	
	Number	%	Number	%	Number	%	Number	%
	178	16.08	5	0.45	747	67.48	177	15.99

<div>CWSN</div> <div></div>	LD	VI	HI	S&LD	ID	Oth
	3	2	0	1	1	2

<div>Management</div> <div></div>	Government			Government-aided		
	Number		%	Number		%
	1079		97.47	28		2.53

Average Performance of Students in Language (%)

Overall	Gender		Area		Management		Social Group			
	Male	Female	Rural	Urban	Govt.	Aided	SC	ST	OBC	GEN
54.35	55.09	53.78	53.13	65.13	53.96	69.29	52.28	66.67	53.86	58.15

Performance on Learning Outcomes (LOs)

Learning Outcomes	Description	Average Performance(%)
L813	Read textual/non-textual materials with comprehension and identifies the details, characters, main idea and sequence of ideas and events while reading	54.35

Range of Performance of Students who Answered Correctly							
Below 30%		30% - 50%		50% - 75%		Above 75%	
Number	%	Number	%	Number	%	Number	%
175	15.81	287	25.93	455	41.10	190	17.16

Lowest Performing Learning Outcomes (LOs)

1 - Read textual/non-textual materials with comprehension and identifies the details, characters, main idea and sequence of ideas and events while reading (54.35)